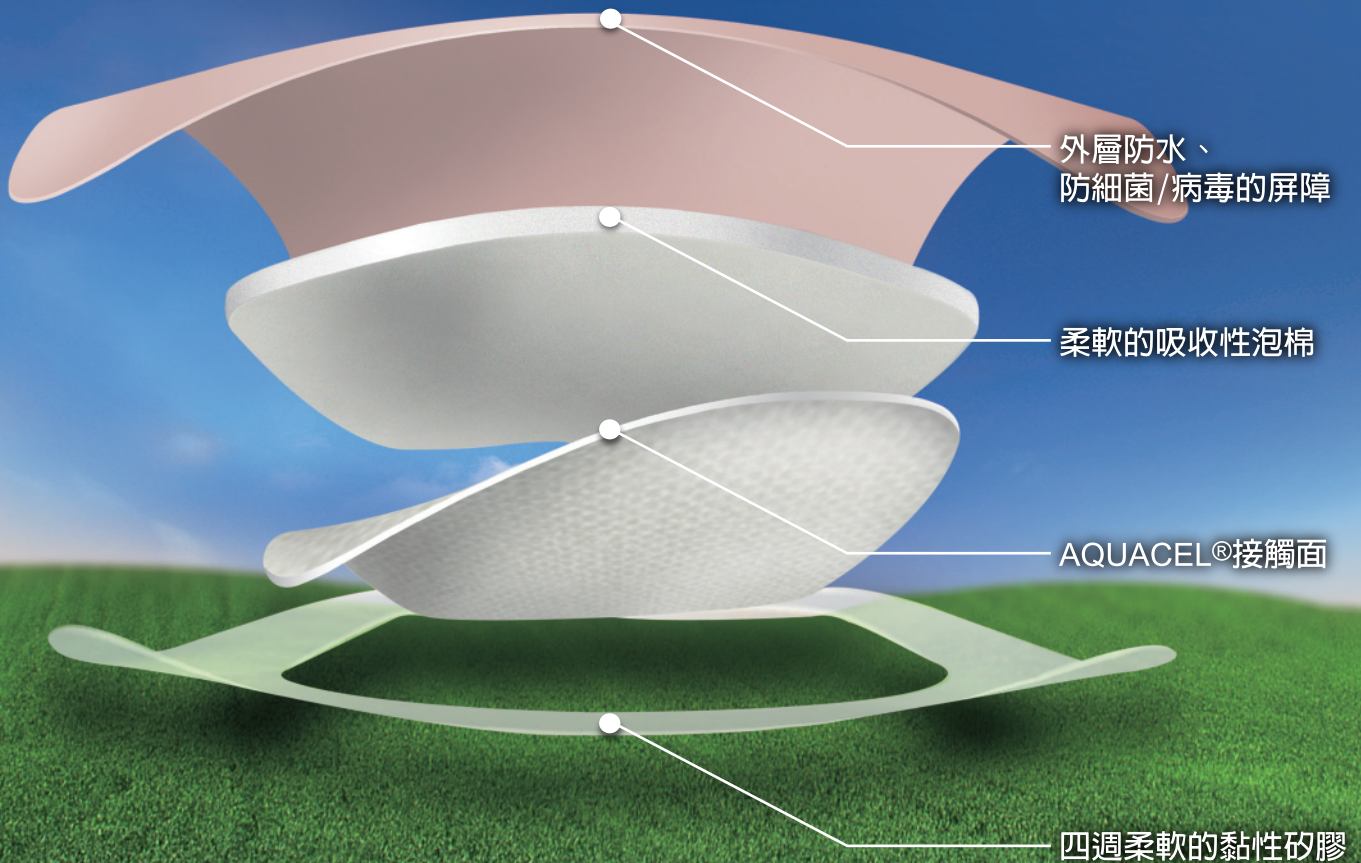


# Everything you love about foam dressings *and more*



最新的 AQUACEL® foam dressing

獨具 AQUACEL® 接觸面可達成舒適、  
簡單和提供傷口癒合的泡棉敷料

“康威” 愛康膚泡棉敷料

**AQUACEL**<sup>TM</sup>  
*foam*



AQUACEL Dressings  
TRIED. TRUE. TRUSTED.™



# 傷口照護會面臨的挑戰 可能會影響病人治療的效果

## ■ 浸潤

過多滲出液橫向擴散到傷口周圍，  
可能會發生浸潤皮膚和延遲傷口癒合<sup>1,2</sup>



浸潤的表現是傷口邊緣的白色組織

## ■ 疼痛與不適

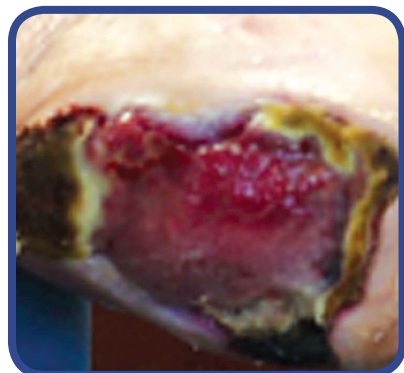
更換敷料時，以及在受損的癒合過程中，  
可能是因傷口床太乾所致<sup>1,3</sup>



滲出液極少的動脈潰瘍

## ■ 死腔 (Dead space)

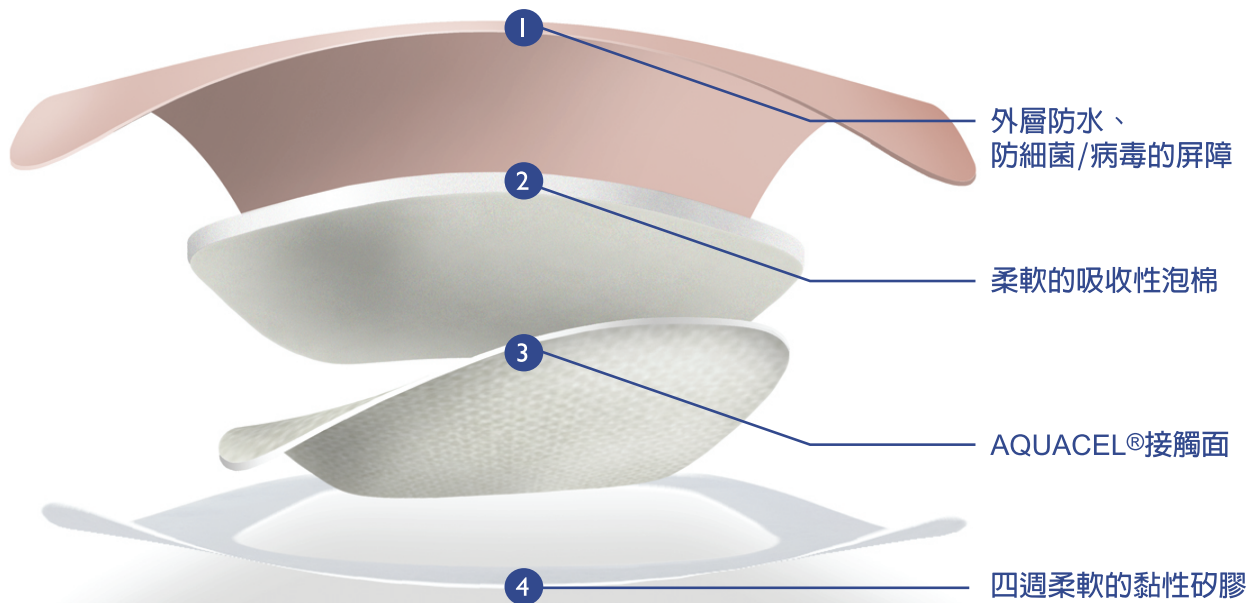
當敷料不服貼於傷口床，可能會形成死腔，  
讓細菌容易滋生<sup>2,4</sup>



暗沉的肉芽組織可能意味著傷口感染

選擇適當的敷料可幫助提高臨床治療效果<sup>1,5,6</sup>

# 專為照護困難傷口設計的獨特泡棉敷料



Only AQUACEL® foam dressing offers comfort and simplicity, plus the healing benefits of an AQUACEL® interface

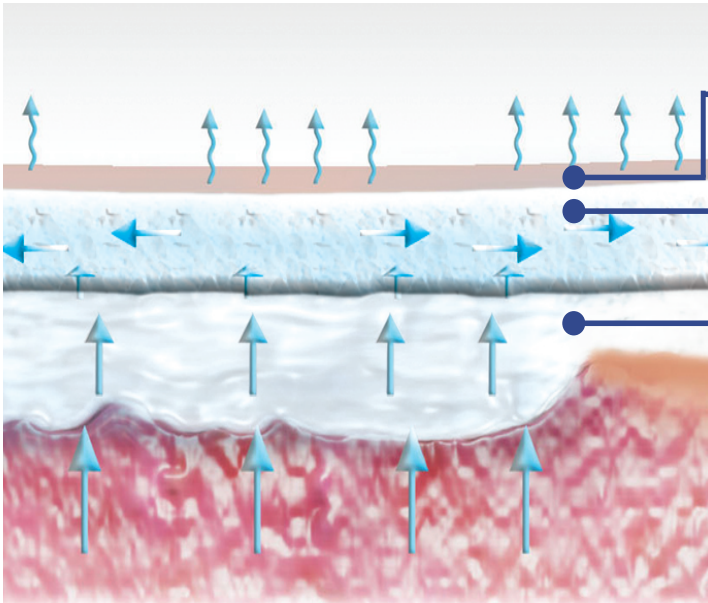
- 1 外層防水、防細菌 / 病毒的屏障 並可提供
  - 蒸發多餘的水分
  - 外層防水屏障可阻擋病毒與細菌的穿透<sup>7,b</sup>
- 2 柔軟的吸收性泡棉
  - 柔軟的泡棉可提高病人的舒適性，並吸收多餘的滲液
- 3 AQUACEL® 接觸面
  - 吸收傷口滲出液形成凝膠，可保持濕潤的環境
  - 可鎖住傷口滲出液及細菌<sup>8,b</sup>
  - 吸收防止滲液橫向擴散，減少浸潤機率<sup>9,b</sup>
  - 服貼於傷口床，可減少死腔發生<sup>4,b</sup>
- 4 四週柔軟的黏性矽膠
  - 可溫和的黏貼於周圍的皮膚
  - 親膚性佳，方便黏貼和移除
  - 造成皮膚刺激或過敏的機率很小<sup>10</sup>

“康威”愛康膚泡棉敷料

**AQUACEL™**  
foam 



# “康威”愛康膚泡棉敷料 AQUACEL™ foam 可提供適合的傷口濕潤



**外層防水與防細菌/病毒的屏障**  
可讓水分以控制性的速率蒸發<sup>a</sup>


**柔軟的吸收性泡棉**  
吸收多餘的滲液<sup>a</sup>

**AQUACEL® 接觸面**  
垂直吸收，可符合傷口床保持濕潤的環境<sup>9,a,b</sup>


**適合濕潤處理滲出液的能力**  
與其他泡棉敷料的比較，如下圖  
(如Mepilex® Border, Allevyn® Gentle Border, Biatain® Silicone) 如體外試驗所示<sup>11</sup>

## AQUACEL® 接觸面鎖住滲出液<sup>8,9,12,13</sup>

有些泡棉敷料容許側向擴散<sup>14,a,b</sup>

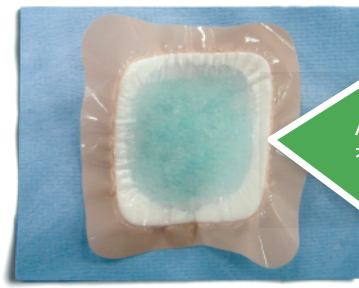


Allevyn™ Plus Adhesive dressing



Mepilex™ Border dressing

AQUACEL®泡棉敷料阻止液體橫向擴散<sup>14,a,b</sup>，  
即使在壓力下亦然<sup>14,a,b</sup>



AQUACEL® foam dressing

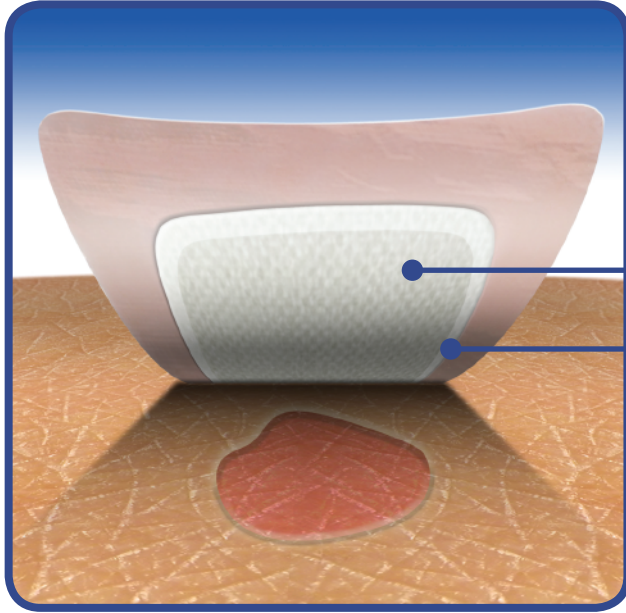
<sup>a</sup> 如體外試驗所示

<sup>b</sup> 在這個體外試驗，AQUACEL® 泡棉敷料在40 mm Hg的壓力下，保留了含有藍色食用色素的氯化鈉和氯化鈣溶液。其他受檢泡棉敷料測試在40 mm Hg的壓力下，則未保留試驗溶液。



“康威”愛康膚泡棉敷料

**AQUACEL™ foam** 可幫助減輕黏貼和移除敷料時的疼痛



**AQUACEL® 接觸面**

與傷口滲出液接觸後形成凝膠，  
可保持濕潤的環境

**四週柔軟的黏性矽膠**

四週可黏的矽膠材質親膚性好

## AQUACEL® 泡棉敷料的AQUACEL® 接觸面

- 可減輕傷口的疼痛<sup>15-18</sup>
- 吸收滲液形成凝膠，不會造成二度傷害
- 更換敷料時不會損害脆弱、新長的肉芽組織  
移除後，AQUACEL® 泡棉敷料在濕潤和乾燥的環境很少細胞黏附<sup>19,a,b</sup>
- 服貼於傷口床，可減少死腔發生<sup>4,a</sup>

在一項全球性的調查中，傷口護理師認為  
“第一層和第二層覆蓋敷料對傷口床及周圍皮膚  
造成最小的傷害” 是最重要的事。<sup>20</sup>

<sup>a</sup> 如在體外模型所示

<sup>b</sup> 正如研究者所指出的，“公認任何體外模型都有侷限性，重要的是，數據評估承認和接受這些侷限性。”

“康威” 愛康膚泡棉敷料  
**AQUACEL™ foam** 容易使用與更換

## 使用方法

- ① 清潔傷口
- ② 週圍擦乾
- ③ 選擇適合的規格



- ④ 撕開背膠



- ⑤ 直接貼在傷口上



- ⑥ 視需要再用彈繃包紮





## 特殊困難部位，如足跟...

- 1 請選用適合的規格裁剪
- 2 先貼足跟，再固定兩邊(如圖1a,1b)



## 手肘、手指、腳趾

- 1 請選用適合的規格裁剪
- 2 貼於手肘、手指、腳趾(如圖2a,2b,2c)



## 更換方法

一手固定皮膚，另一手  
由一角輕輕撕下移除即可



“康威” 愛康膚泡棉敷料

**AQUACEL™ foam**

提供不同的規格

可滿足傷口照護的需求

■ 可裁剪成任何形狀或大小，保留 Hydrofiber® 技術的一切優點

“康威” 愛康膚泡棉敷料			
型號	規格	包裝/盒	售價
可黏			
420619	12.5x12.5cm	10	3000
420621	17.5x17.5cm	10	5250
420623	21x21cm	5	2900
不可黏			
420633	10x10cm	10	2200
420635	15x15cm	5	2250
420636	20x20cm	5	3600
420637	15x20cm	5	2700

“康威” 愛康膚泡棉敷料

**AQUACEL™**  
foam



**References:** 1. Okan D, Woo K, Ayello EA, Sibbald RG. The role of moisture balance in wound healing. *Adv Skin Wound Care*. 2007;20:39-53; quiz 54-55. 2. Walker M, Lam S, Pritchard D, Cochrane CA. Biophysical properties of a Hydrofiber cover dressing. *Wounds UK*. 2010;6:16-29. 3. Bishop SM, Walker M, Rogers AA, Chen WY. Importance of moisture balance at the wound-dressing interface. *J Wound Care*. 2003;12(4):125-128. 4. Jones SA, Bowler PG, Walker M. Antimicrobial activity of silver-containing dressings is influenced by dressing conformability with a wound surface. *Wounds*. 2005;17(9):263-270. 5. Principles of best practice: Minimising pain at wound dressing-related procedures. A consensus document. London: MEP Ltd, 2004. 6. Lawton S, Langøen A. Assessing and managing vulnerable periwound skin. *World Wide Wounds*. <http://www.worldwidewounds.com/2009/October/Lawton-Langoen/vulnerable-skin-2.html>. Accessed November 4, 2011. 7. AQUACEL® foam dressing—waterproofness, bacterial and viral barrier testing. WHRI3538 MS069. Data on File, ConvaTec Inc. 8. Walker M, Hobot JA, Newman GR, Bowler PF. Scanning electron microscopic examination of bacterial immobilisation in a carboxymethylcellulose (Aqualcel) and alginate dressing. *Biomaterials*. 2003;24(5):883-890. 9. Waring MJ, Parsons D. Physico-chemical characterisation of carboxymethylated spun cellulose fibres. *Biomaterials*. 2001;22(9):903-912. 10. Repeat Insult Patch Test. CW-0206-11-A730. Data on File, ConvaTec Inc. 11. In vitro testing of AQUACEL® foam and competitor dressings—fluid handling capacity. WHRI3533 MS067. Data on File, ConvaTec Inc. 12. Robinson BJ. The use of a hydrofiber dressing in wound management. *J Wound Care*. 2000;9(1):32-34. 13. In vitro testing of AQUACEL® foam and competitive dressing, lateral spread. WHRI3525 MS065. Data on File, ConvaTec Inc. 14. In-vitro testing of AQUACEL® foam dressings and competitor dressings—visual assessment of retraction of fluid under compression. WHRI3534 MS068 Data on File, ConvaTec Inc. 15. Armstrong SH, Brown DA, Hill E, Ruckley CV. A randomized trial of a new Hydrofiber dressing, AQUACEL, and an alginate in the treatment of exuding leg ulcers. Presented at: 5th European Conference on Advances in Wound Management; Harrogate, UK: November 1995. 16. Barnea Y, Amir A, Leshem D, et al. Clinical comparative study of Aqualcel and paraffin gauze dressing for split-skin donor site treatment. *Ann Plast Surg*. 2004;53(2):132-136. 17. Caruso DM, Foster KN, Blome-Eberwein SA, et al. Randomized clinical study of Hydrofiber dressing with silver or silver sulfadiazine in the management of partial-thickness burns. *J Burn Care Res*. 2006;27(3):298-309. 18. Kogan L, Moldavsky M, Szvalb S, Govrin-Yehudain J. Comparative study of Aqualcel and Silverol treatment in burns. *Ann Burns Fire Disasters*. 2004;17(4):201-207. 19. CVT trials 17650 and foam competitor products: evaluation of cellular adhesion to wound dressings. CCA084. Data on File, ConvaTec Inc. 20. Cover Dressing Product Attribute Study: Final Report. Plesser & Clifford, LLC. April 30, 2010.

AQUACEL, the AQUACEL logo, ConvaTec, the ConvaTec logo, Hydrofiber and the Hydrofiber logo are registered trademarks of ConvaTec Inc. Tried. True. Trusted. is a trademark of ConvaTec Inc. All other trademarks are the property of their respective owners. © 2012 ConvaTec Inc.



**AQUACEL Dressings**  
TRIED. TRUE. TRUSTED.™



**ConvaTec**

客服專線：0800-886-989

僅供醫護人員使用